

OUTLINER 20 IP67

Outliner IP67 series is a complete series of custom made linear luminaires with clear or opal lighting surface. It is available in 4 different widths of 20, 30, 40, 50mm (luminous area widths). It is offered in standard and in custom lengths varying from 50cm up to 400cm. The series offers an excellent uniformity with colour consistency and is ideal due to its special design and construction to meet the most demanding lighting applications.

- Multiple mounting options (fixed, surface, wall brackets or pendant).
- Long & Short bracket accessories available for wall installation.
- L90/B10 > 50.000h, 3 Step MacAdam (for monochromatic models).
- Ingress Protection: IP67
- Supplied with input cable & IP68 connector as standard.
- Possibility for in-out cables & IP68 connectors upon request as extra.

Lighting management options:

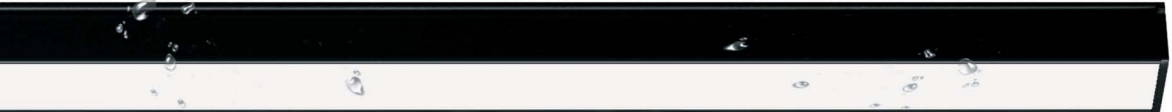
On-Off/DALI/0..10V/1..10V/DMX512/PHASE CUT/IR/RF/PUSH BUTTON/Bluetooth

L90/B10 > 50.000h

for monochromatic models

Available upon request:

- ✓ Custom dimensions
- ✓ Custom luminaire colours



Seamless IP67

PU (Polyurethane) material:

Tri- component polyurethane, transparent or translucent for homogeneous light dispersion.

Fully compliance with: REACH, RoHS and ELV European Directives.

EC – Directives 89/109 Contact with Food.

Resistance to: Outdoor – Chemicals – Short term water immersion – Hot water.

Thermal Shock – Heat – Abrasion

In accordance to: Florida test, Arizona test, Xenotest, QUV-A test. ACID Rain test ASTM G87. TABER test ASTM D1044. CROCKMETER test ASTM D6279

Marine Type features:

Powder Coating:

Ultra-durable powder coating that meets the requirements of GSB Master, Qualicoat Class2, EN12206 (formerly BS6496), EN13438 (formerly BS6497:1984) and AAMA 2604.

Exterior Durability:

Meets qualicoat class 2 requirements after 3 years Florida

Meets AAMA 2604-13 requirements after 5 years Florida

High Resistance to:

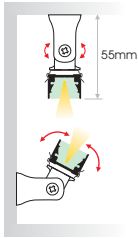
Weather, UV, Water and mould growth



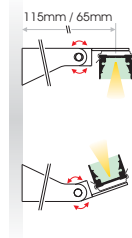
STANDARD



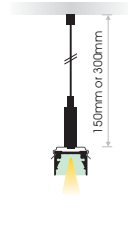
FIXED



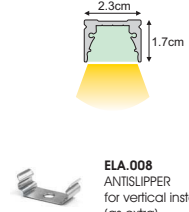
SURFACE



WALL BRACKET
(Long/Short)



PENDANT

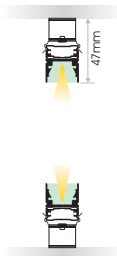


ELA.008
ANTISLIPPER
for vertical installation
(as extra)

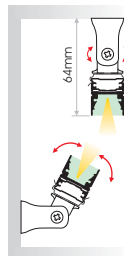
SEAMLESS



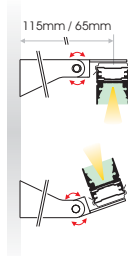
FIXED



FIXED ELEVATED



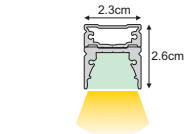
SURFACE



WALL BRACKET
(Long/Short)



PENDANT



ELA.008
ANTISLIPPER
for vertical installation
(as extra)



PRH.027
COUPLER accessory
(as extra)

Connectors



Input cable with IP68 connectors
supplied as standard.



In-Out cables & IP68 connectors
supplied as extra.



Supply connectors for a luminaire array
(as extra)

- CNC.009** 2 pole connector (monochrome)
- CNC.013** 4 pole connector (RGB)
- CNC.053** 5 pole connector (RGBW)

STANDARD



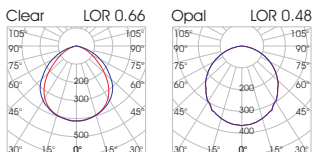
Model*	Luminaire Colour**	Colour Temperature	CRI	Watt** / Length	Type	Voltage
OUTLINER 20 IP67 FIXED (OUTLINER20-67F)	Anodized (AN) Marine Type (MT)	2000K (20)	≥ 80 (80)	10.5W / 53cm (11W053)	Clear (CL) Opal (OP)	24VDC (24)
		2500K (25)	17.5W / 86.3cm (18W086)			
		2700K (27)	21W / 103cm (21W103)			
		3000K (30)	24.5W / 119.7cm (25W120)			
		4000K (40)	31.5W / 153cm (32W153)			
OUTLINER 20 IP67 SURFACE (OUTLINER20-67S)		5700K (57)	42W / 203cm (42W203)			
		<i>RGBWW / RGBCW / RGB</i>				
OUTLINER 20 IP67 SHORT BRACKET 6.5cm (OUTLINER20-67B1)						
OUTLINER 20 IP67 LONG BRACKET 11.5cm (OUTLINER20-67B2)						
OUTLINER 20 IP67 PENDANT (OUTLINER20-67P1) H:150cm (OUTLINER20-67P2) H:300cm		Colour		Watt / Length		
		RGBWW (RGBWW)		13.5W / 53cm (14W053)		
		RGBCW (RGBCW)		23.1W / 88.7cm (23W089)		
		84LED/m		27W / 103cm (27W103)		
				32.8W / 124.4cm (33W124)		
				40.5W / 153cm (41W153)		
				54W / 203cm (54W203)		
		RGBWW (RGBWW)		9.7W / 53cm (10W053)		
		RGBCW (RGBCW)		15.6W / 83cm (16W083)		
		60LED/m***		19.5W / 103cm (20W103)		
				23.4W / 123cm (23W123)		
				29.2W / 153cm (29W153)		
		39W / 203cm (39W203)				
RGB (RGB96)		11.5W / 53cm (12W053)				
96LED/m		20.1W / 90.5cm (20W091)				
		23W / 103cm (23W103)				
		27.3W / 121.7cm (27W122)				
		34.5W / 153cm (35W153)				
		46W / 203cm (46W203)				
RGB (RGB60)		7.2W / 53cm (07W053)				
60LED/m***		11.6W / 83cm (12W083)				
		14.5W / 103cm (15W103)				
		17.4W / 123cm (17W123)				
		21.7W / 153cm (22W153)				
		29W / 203cm (29W203)				
RGB (RGB30)		3.6W / 53cm (04W053)				
30LED/m***		5.7W / 83cm (06W083)				
		7.2W / 103cm (07W103)				
		8.6W / 123cm (09W123)				
		10.8W / 153cm (11W153)				
		14.4W / 203cm (14W203)				
					12VDC (12)	

* Short term immersion protection.

** Available in other colours or/and power upon request.

*** The LED density of these ribbons is low thus, the homogeneity of lighting surface of Milky type luminaire will be affected.

Ordering Code Example: OUTLINER20 67B2-AN-RGB60-22W153-OP-24



SEAMLESS



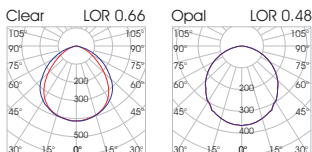
Model*	Luminaire Colour**	Colour Temperature	CRI	Watt** / Length***	Type	Voltage
OUTLINER 20 SEAMLESS IP67 FIXED (OUTLINER20-67SF)	Anodized (AN)	2000K (20)	≥ 80 (80)	10.5W / 50,3cm (11W050)	Clear (CL) Opal (OP)	24VDC (24)
	Marine Type (MT)	2500K (25)		17.5W / 83,7cm (18W084)		
		2700K (27)		21W / 100,3cm (21W100)		
		3000K (30)		24.5W / 117cm (25W117)		
		4000K (40)		31.5W / 150,3cm (32W150)		
OUTLINER 20 SEAMLESS IP67 FIXED ELEVATED (OUTLINER20-67SFE)		5700K (57)		42W / 200,3cm (42W200)		
OUTLINER 20 SEAMLESS IP67 SURFACE (OUTLINER20-67SS)						
OUTLINER 20 SEAMLESS IP67 SHORT BRACKET 6.5cm (OUTLINER20-67SB1)						
OUTLINER 20 SEAMLESS IP67 LONG BRACKET 11.5cm (OUTLINER20-67SB2)						
OUTLINER 20 SEAMLESS IP67 PENDANT (OUTLINER20-67SP1) H:150cm (OUTLINER20-67SP2) H:300cm						
				<i>RGBWW / RGBCW / RGB</i>		
				Colour	Watt** / Length***	
				RGBWW (RGBWW)	13.5W / 50,3cm (14W050)	
				RGBCW (RGBCW)	23.1W / 86cm (23W086)	
				84LED/m	27W / 100,3cm (27W100)	
					32.8W / 121,7cm (33W122)	
					40.5W / 150,3cm (41W150)	
					54W / 200,3cm (54W200)	
				RGBWW (RGBWW)	9.7W / 50,3cm (10W050)	
				RGBCW (RGBCW)	15.6W / 80,3cm (16W080)	
				60LED/m****	19.5W / 100,3cm (20W100)	
					23.4W / 120,3cm (23W120)	
					29.2W / 150,3cm (29W150)	
					39W / 200,3cm (39W200)	
				RGB (RGB96)	11.5W / 50,3cm (12W050)	
				96LED/m	20.1W / 87,8cm (20W088)	
					23W / 100,3cm (23W100)	
					27.3W / 119cm (27W119)	
					34.5W / 150,3cm (35W150)	
					46W / 200,3cm (46W200)	
				RGB (RGB60)	7.2W / 50,3cm (07W050)	
				60LED/m****	11.6W / 80,3cm (12W080)	
					14.5W / 100,3cm (15W100)	
					17.4W / 120,3cm (17W120)	
					21.7W / 150,3cm (22W150)	
					29W / 200,3cm (29W200)	
				RGB (RGB30)	3.6W / 50,3cm (04W050)	
				30LED/m****	5.7W / 80,3cm (06W080)	
					7.2W / 100,3cm (07W100)	
					8.6W / 120,3cm (09W120)	
					10.8W / 150,3cm (11W150)	
					14.4W / 200,3cm (14W200)	
						12VDC (12)

* IP67: Short term immersion protection.

** Available in other colours of/and power upon request.

*** Length without end caps for seamless installation (Add 2mm for each end cap).

****The LED density of these ribbons is low thus, the homogeneity of lighting surface of Milky type luminaire will be affected.



Ordering Code Example: OUTLINER20-67SS-AN-RGB60-17W120-OP-24